


CEL-FI GO Mobile smart signal repeater

Improve your mobile coverage



CEL-FI GO T+179

🔒 locked to Telstra network

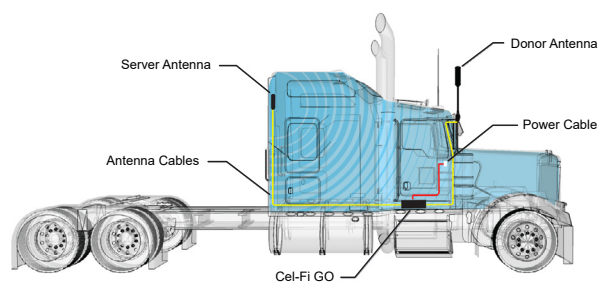
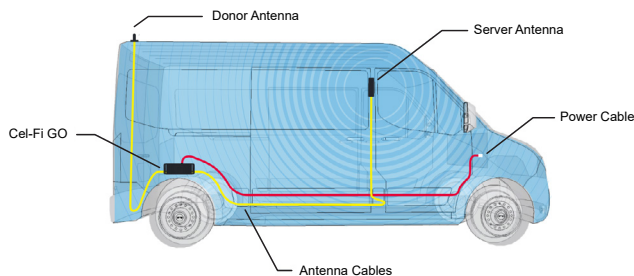
- Includes:
- CEL-FI GO Repeater
 - CEL-FI External Magnetic Antenna Kit
 - CEL-FI Internal Antenna Kit
 - 12 Volt Power Supply

How do I setup CEL-FI? Setup in 5 easy steps.

- Step 1** Install the Donor Antenna
- Step 2** Install the Service Antenna
- Step 3** Mount CEL-FI GO
- Step 4** Connect Donor & Service Antennas to the CEL-FI GO Unit
- Step 5** Plug in CEL-FI GO Power Supply

[DOWNLOAD the CEL-FI GO Mobile Quick Start Guide](#)

Sample Layouts



Recommended for:



CARS



4WD's



MACHINERY

This kit features the Magnetic omnidirectional wideband 4dBi antenna. **Ideal for construction sites, highway and all on/off-road communications.**



CEL-FI WAVE app

Designed as the Interface to CEL-FI Boosters.

The Cel-Fi WAVE app will communicate with your Cel-Fi Smart Signal Booster via Bluetooth and can be used for:

- Registering your Cel-Fi Smart Signal Booster.
- Monitoring your Cel-Fi Smart Signal Booster.
- Updating the Software in your Cel-Fi Smart Signal Booster.
- Configuring some hardware features in your Cel-Fi Smart Signal Booster.

Cel-Fi WAVE is the cloud-based software platform from which Cel-Fi apps and connected capabilities are hosted and driven. Current-generation Cel-Fi products include embedded connectivity technology that allows them to communicate with the WAVE cloud. The WAVE portal and apps are used to facilitate registration, commissioning, installation, optimization and troubleshooting. Over time, the Cel-Fi WAVE platform continues to expand in features and function.

Cel-Fi WAVE is available on both smartphones and tablets from the following app stores:

